


## Scholarly Literature

September 29<sup>th</sup>, 2009

### Finding Tools

The Business Library website ([www.lib.byu.edu/business](http://www.lib.byu.edu/business)) has many tools:


- **Quick Start:** This searches a handful of databases simultaneously. A nice first step, but be aware that because of limits to compatibility between databases the quality of this search is limited. Each database's native interface allows for more sophisticated searching.
- **Find a Book:** Searches the library catalog of books.
- **Find a Journal:** Have a citation for an article and want to get your hands on it? This tool searches our print collections and all our databases to determine where we have the full-text of a journal available. If we lack a journal you can request articles through Interlibrary Loan. The  button appears in databases when they only provide the citation and abstract of an article and not the full text. Like "Find a Journal," it similarly searches all our resources to help you locate the full text.
- **Find a Database:** This searches our list of hundreds of databases by title and description. There is also a link to an A-Z list of databases.
- **Subject Guides:** Not sure which database to use? Subject pages categorize databases topically, helping you to discover new resources.

#### BYU's Business Library

[www.lib.byu.edu/business](http://www.lib.byu.edu/business)

Resources licensed by the BYU Library can be found on the Business and Economics website. Use the Find a Database tool to search by name or click on a link to a subject guide, where databases are categorized topically.

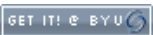
### Article Databases

- **ABI/Inform and Research Library (ProQuest):** A premier database for scholarly articles (also trade, magazine, and newspaper). A friendly and robust search engine.
- **Business Source Premier (EBSCO):** A premier database for scholarly articles, with fewer trade and journalistic sources than ProQuest. There's overlap between the two, but each has mostly unique material. The EBSCO search engine can be used to search across multiple EBSCO databases, including:
  - **Academic Search Premier**, a multidisciplinary database like ProQuest's Research Library
  - **EconLit**, a great source for economics
  - **PsychInfo** for psychology, including consumer and organizational behavior
- **JSTOR:** An archive of journal articles. Contains many of the most important journals, but nothing recent. It's usually best to search in another database, and the  button will point you to JSTOR if necessary.

**Leticia Camacho**  
Management and Accounting Librarian  
1211 HBLL  
422-1970  
[leticia\\_camacho@byu.edu](mailto:leticia_camacho@byu.edu)

**Andy Spackman**  
Business and Economics Librarian  
1212 HBLL  
422-3924  
[andy\\_spackman@byu.edu](mailto:andy_spackman@byu.edu)

## Tips and Strategies

- Never limit a search to full-text only. If the database you're using doesn't have the full-text, the  button will help you find it, or you can order it through Interlibrary Loan. The point is to discover, and then obtain.
- Limit your search by date.
- Limit your search to peer-reviewed (aka scholarly or refereed) content.
- Use the database's controlled vocabulary to browse for articles the database has categorized as being about a specific topic. In ProQuest this is found under the Topics tab. In Business Source Premier it is called Thesaurus.
- Many databases will allow you to set alerts so that you can be notified when the next issue of a journal becomes available, or so that any new results for a specific search are sent to you.
- Operators vary by database. Be sure to look at the Help or Search Examples to see what operators a database uses. Common operators include:

Operator	Use	Example
and	Search results must include both concepts	computers and outsourcing
or	Search results can include either concept	outsourcing or offshoring
not	Search results will not include the concept	not Microsoft
*	Truncation—returns any word with that beginning	econom* (returns economy, econometrics, etc.)
?	Wildcard	wom?n (returns women or woman)
" "	Phrasing—words must be in the order and proximity indicated	"corporate social responsibility"
()	Nesting—as in mathematical order of operations, nesting isolates operators	(outsourc* or offshor*) and computer
w/#	Proximity—the second word must be located within X number of words of the first	Gore w/5 "global warming"

## RefWorks

This tool is a bibliographic manager. As you identify relevant books and articles in various sources you can collect their citations in RefWorks. This helps keep your research organized and RefWorks can also produce bibliographies for you in any style. Also try Zotero ([www.zotero.org](http://www.zotero.org)), a similar tool that's free.

## Other Useful Tools

Found under the link for Faculty Resources on the MEGI site.

- **Ulrichsweb:** A directory of periodicals. Provides contact information, circulation numbers, reviews, and details like whether a journal is refereed and where it is indexed.
- **Cabell's Directories:** Describes a journal's scope, publication guidelines, and contact info.
- **Journal Citation Reports (ISI):** Statistics on the relative importance of journals, based on citations and immediacy. Impact factors are calculated by dividing the number of times articles in the journal have been cited during the current year to the total number of articles published in the previous two years.
- **Social Sciences Citation Index (ISI Web of Science):** Provides data on how often and where a journal article or author has been cited.